



Hungary-Slovakia
Cross-border Co-operation
Programme 2007-2013



MAGYARORSZÁG
SLOVENSKO
УКРАЇНА
Neighbourhood Programme

Regional growth, development and competitiveness

1st Central European PhD Workshop on regional economics and economic geography

Cross-border Cooperation in the Hungarian Slovakian border region

Richard Hakszer

***Eötvös Loránd University – Geography and Earth Sciences PhD School
- Regional Science Doctoral Programme***

**Work: Ministry of Agriculture and Rural Development of Slovak Republic
Department of Cross-Border Cooperation Programmes**

Szeged, April 25-26, 2013.



1. Introduction

Borders and Cross-border cooperations

2. PHARE CBC programme (1999-2003)

Small Project Found, Grant schemes, Investment Projects

3. Interreg IIIA (HU-SK-UA Neighborhood Programme 2004-2006) - 1. and 2. Call for Proposals

4. European cross-border cooperation programme (HU-SK 2007-2013)

1st, 2nd, 3rd and 4th CfP

5. The Future 2014 -2020

Borders – CBC co-operations



Borders – functions, types

- Dividing-transition-connecting
- natural vs. artificial
- Administrative vs. Mental
- Concrete vs. Abstract
- Open vs. Close

- Era of National states
- Communistic regimes
- EU
 - PHARE CBC 1999-2003
 - INTERREG IIIA 2004-2006
 - ETC 2007-2013

- 1999-2003 – preparation for the membership in EU
- Financial allocation for HU-SK programme: 2 mil. EUR/Year
 - 200 000 € **JSPF** (No. of projects: 4-11 of € 5-50 000 size)
 - 1,8 mill. EUR for investment projects / grantschemes (e.g. waste-water treatment in Tokaj region, Plešivec – border road in Kras region)
- **2002 – GS for environmental protection and nature conservation** – waste water treatment plants, drainage projects for smaller municipalities, education projects
- **2003 – GS for development and support of Business Sites and Infrastructure**
 - establishment and development of enterprise or technological incubators (e.g. Komáromce, Sládkovičovo, Filákovo), industrial parks, vocational trainings etc.



2001-2003 - summarizing table for SK regions and districts

Region / District	Number of inhabitants in 2001	Average air distance of pr. proposals from border line (km)	Number of Project proposals (E)	Number of successful project proposals (F)	Successful proportion (F/E)	Number of project proposals for 100 000 inh.	Number of successful project proposals for 100 000 inh.
Region of Bratislava	599 015	16,9	21	1	4,80%	3,51	0,17
Senec	51 825	16,8	7	1	14,30%	13,51	1,93
Region of Trnava	551 003	24,1	22	4	18,20%	3,99	0,73
Dunajská Streda	112 384	10	13	1	7,70%	11,57	0,89
Galanta	94 533	31	5	2	40,00%	5,29	2,12
Piešťany	63 928	76	2	1	50,00%	3,13	1,56
Region of Nitra	713 422	12,1	52	7	13,50%	7,29	0,98
Komárno	108 556	3,2	21	2	9,50%	19,34	1,84
Levice	120 021	6,3	14	4	28,60%	11,66	3,33
Šaľa	54 000	36,25	2	1	50,00%	3,7	1,85
Region of Banská Bystrica	662 121	18,8	60	11	18,30%	9,06	1,66
Banská Bystrica	111 984	65	7	3	42,90%	6,25	2,68
Detva	33 514	38	3	1	33,30%	8,95	2,98
Lučenec	72 837	9	25	3	12,00%	34,32	4,12
Rimavská Sobota	83 124	12,9	8	2	25,00%	9,62	2,41
Veľký Krtíš	46 741	9,8	12	2	16,70%	25,67	4,28
Region of Košice	766 012	10,1	57	16	28,10%	7,44	2,09
Košice town	236093	17,5	9	1	11,10%	3,81	0,42
Košice surroundings	106 999	5,9	15	4	26,70%	14,02	3,74
Rožňava	61 887	9,7	17	10	58,80%	27,47	16,16
Trebišov	103 779	4,4	10	1	10,00%	9,64	0,96
Eligible region-total/5 HTUs	3 291 573	26	212	39	18,40%	6,44	1,18

Source: own calculation based on internal data of MCRD SR



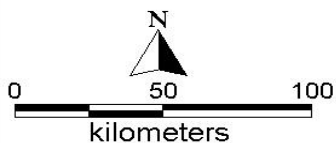
MAGYARORSZÁG
SZLOVÁKIA
UKRAJNA
Szomszédási Program

HU-SK-UA Neighbourhood Programme 1st Call for Proposals – regional distribution of requested amounts



Regional distribution of the total amount of grant requested

Neighbourhood Programme Hungary - Slovakia - Ukraine



Author: Tamás Szóke

Source: Joint Technical Secretariat, 2005: Project list - HUSKUA/05/01; JTS Budapest
Aurex, 2004: NP Hungary/ Slovakia/ Ukraine - Map 1 Regional division; Aurex Bratislava

LEGEND

Region name

Komárom - Esztergom

Border lines

State border

Regional Border

Amount of grant requested
in EURO

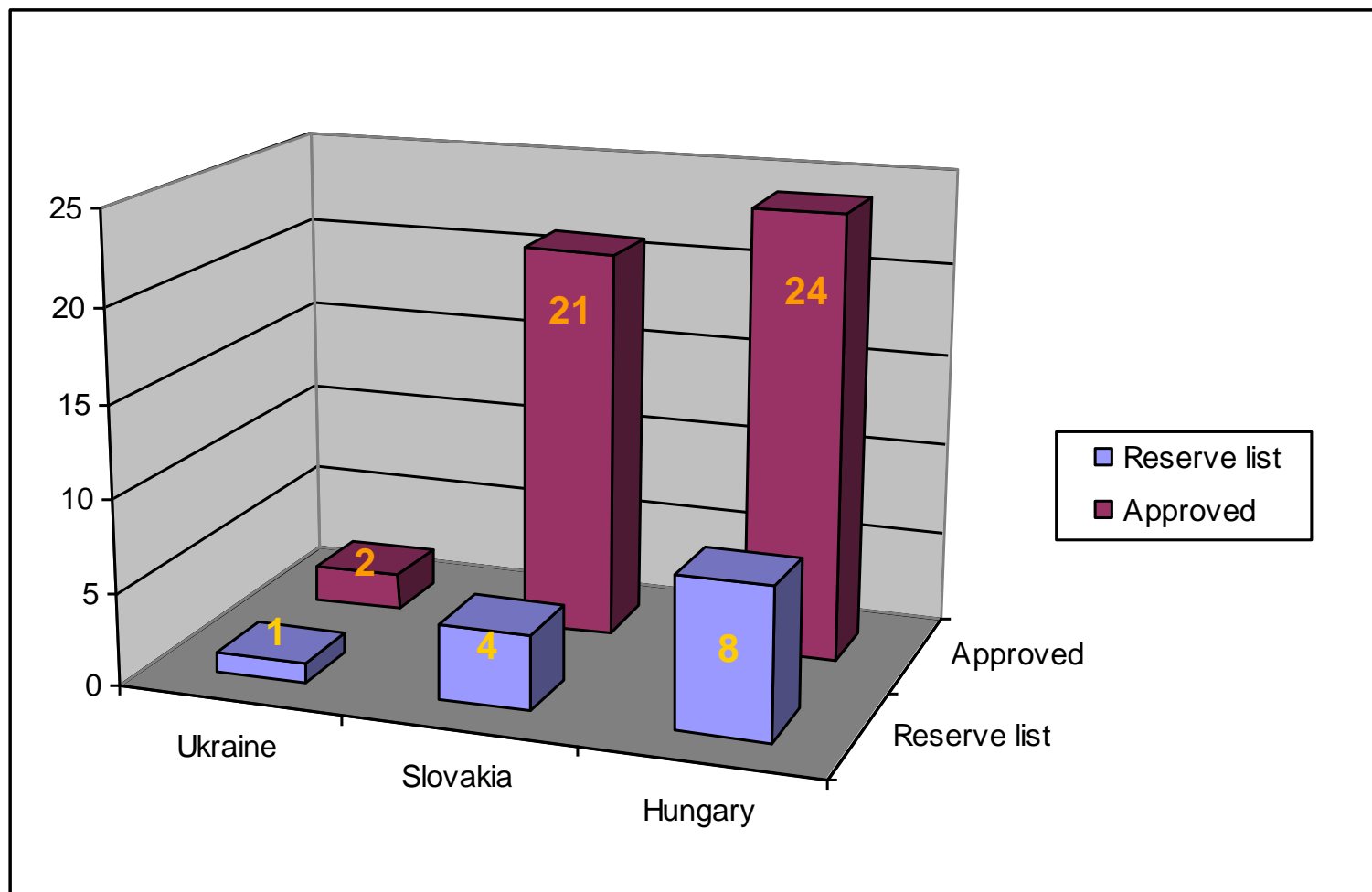
19 567 417 to 24 043 499 (2)

6 139 172 to 10 615 254 (7)

1 663 090 to 6 139 172 (6)



Successful projects under 1st Call for Proposals – seat of applicant

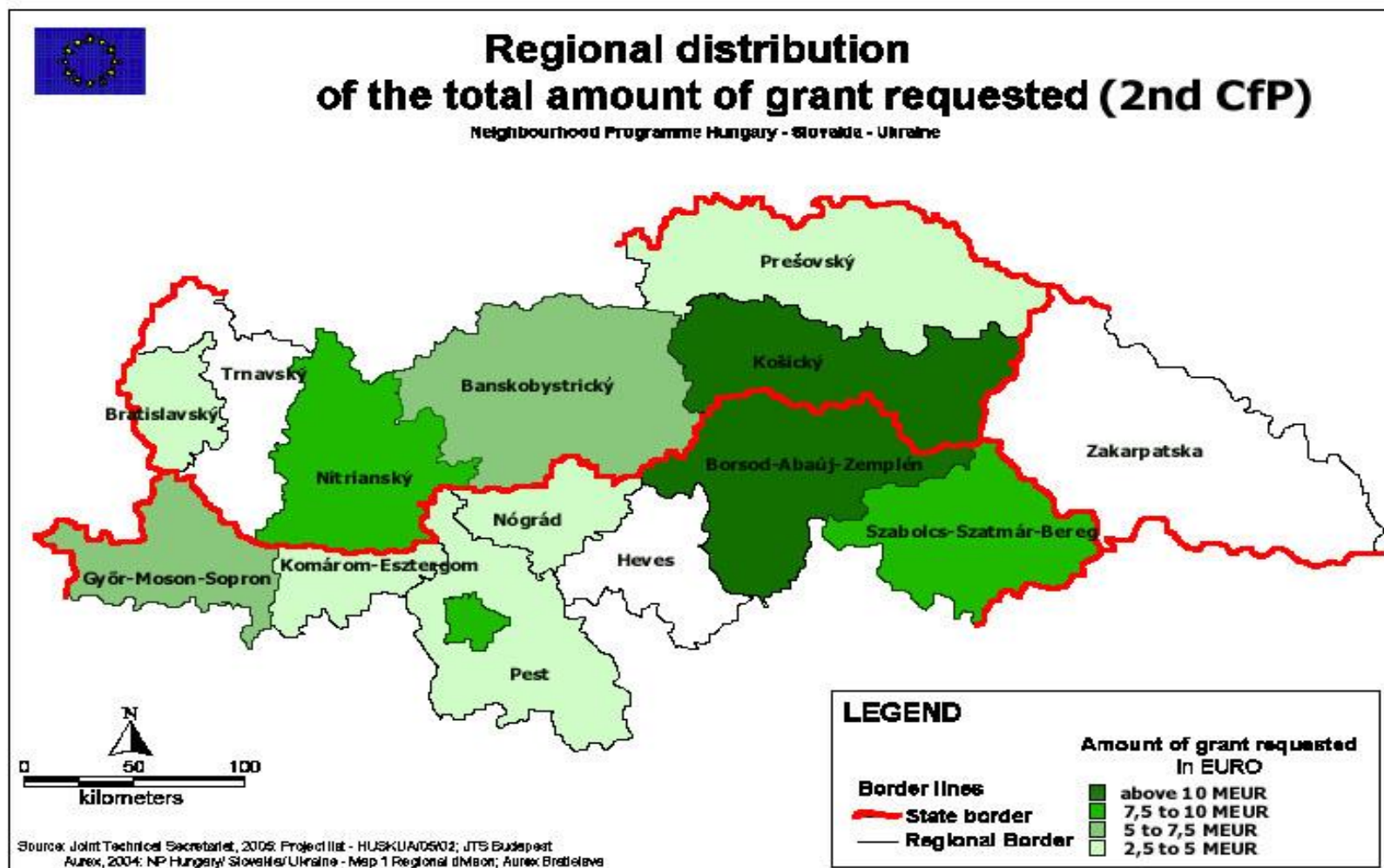


Source: VÁTI kht





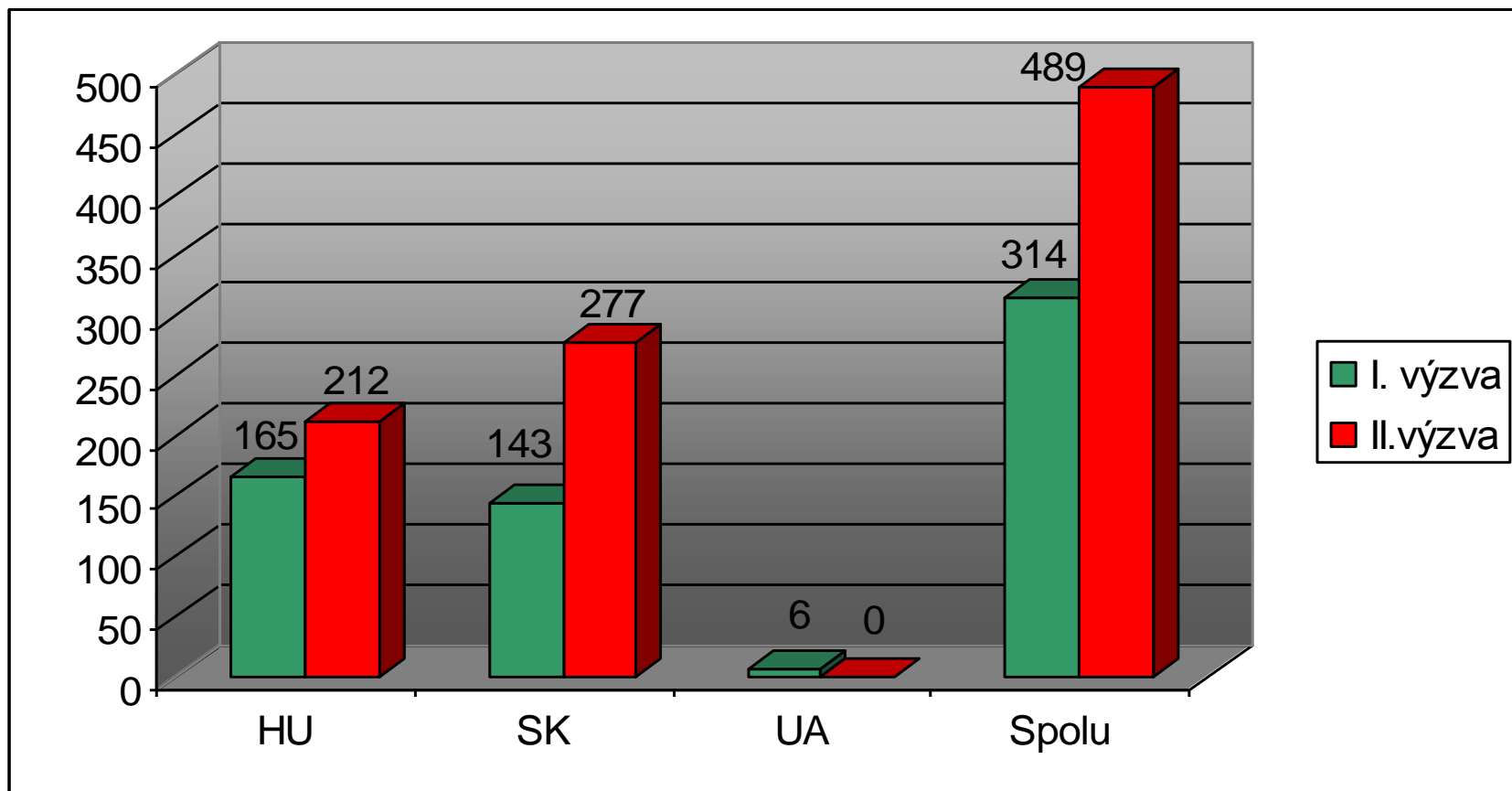
2nd Call for Proposals – regional distribution of requested amounts





MAGYARORSZÁG
SZLOVÁKIA
UKRAJNA
Szomszédási Program

Number of submitted project proposals under 1st and 2nd CfP – number of lead partners from participating countries



EUROPEAN UNION
European Regional
Development Fund

Source: internal document of MCRD

www.hungary-slovakia-cbc.eu
www.husk-cbc.eu



Requested amount in Hungary and in Slovakia in 1st and 2nd CfP

In EUR	I. CfP	II. CfP	II. CfP / I. CfP
Requested amount in HU	77.251.136	49.601.651	64,21%
Requested amount in SK	36.319.900	36.728.157	101,12%
Allocated sources in HU	8.522.875	5.351.794	62,79%
Allocated sources in SK	5.580.000	4.659.930	83,51%
Requested amount / Allocated sources in HU	9,06	9,27	102,25%
Requested amount / Allocated sources in SK	6,51	7,88	121,09%



Regional comparison of 1st and 2nd CFP of programme

Region	1st CFP			2nd CFP			Change of success rate
	No. of subm. pr.proposals	No. of successful proj. proposals	Success rate	No. of subm. pr.proposals	No. of successful pr. proposals	Success rate	
Košice	47	12	25,50%	85	17	20,00%	-5,50%
Prešov	18	4	22,20%	34	4	11,76%	-10,44%
Nitra	38	8	21,10%	66	8	12,12%	-8,98%
Banská Bystrica	18	2	11,10%	48	8	16,67%	5,57%
Trnava	10	1	10%	19	5	26,32%	16,32%
Bratislava	12	1	8,30%	25	5	20,00%	11,70%
Total	143	28	19,60%	277	47	16,97%	-2,63%

+ 6 contracted projects in 2008 from reserve list





Regional allocation of successful project proposals according districts



District in SK	1st Cfp	2nd Cfp	Sum
Košice city	4	9	13
Komárno	4	3	7
Košice surrounding	5	1	6
Prešov	3	3	6
Michalovce	4	1	5
Lučenec	0	3	3
Veľký Krtíš	1	2	3
Rožňava	0	3	3
Nitra	1	2	3
Nové Zámky	2	1	3
Dunajská Streda	1	2	3
Senec	0	2	2
Trebišov	0	2	2
Levice	0	2	2
Revúca	0	1	1
Galanta	0	1	1
Rimavská Sobota	0	0	0
Šaľa	0	0	0
Other districts	3	10	13
Total	28	47	75



MAGYARORSZÁG
SLOVENSKO
УКРАЇНА
Neighbourhood Programme



Hungary-Slovakia
Cross-border Co-operation
Programme 2007-2013

2004-2006

HU-SK-UA Neighborhood Programme 2004-2006 – HU-SK Total amount of ERDF 23,8 m.€ (SK:cca.10 m. €) Source:ERDF 75% Joint, mirror, complementary and independent projects

HU-SK Cross-border Cooperation Programme 2007-2013 – cca. 170m € (H:100m.€ SK:70m.€) Source: ERDF 85 % only joint projects

2007-2013

Hungary-Romania-Slovakia-Ukraine ENPI (European Neighbourhood and Partnership Instrument) CBC Programme 2007-2013 (SK:15 m. €) joint and mirror projects

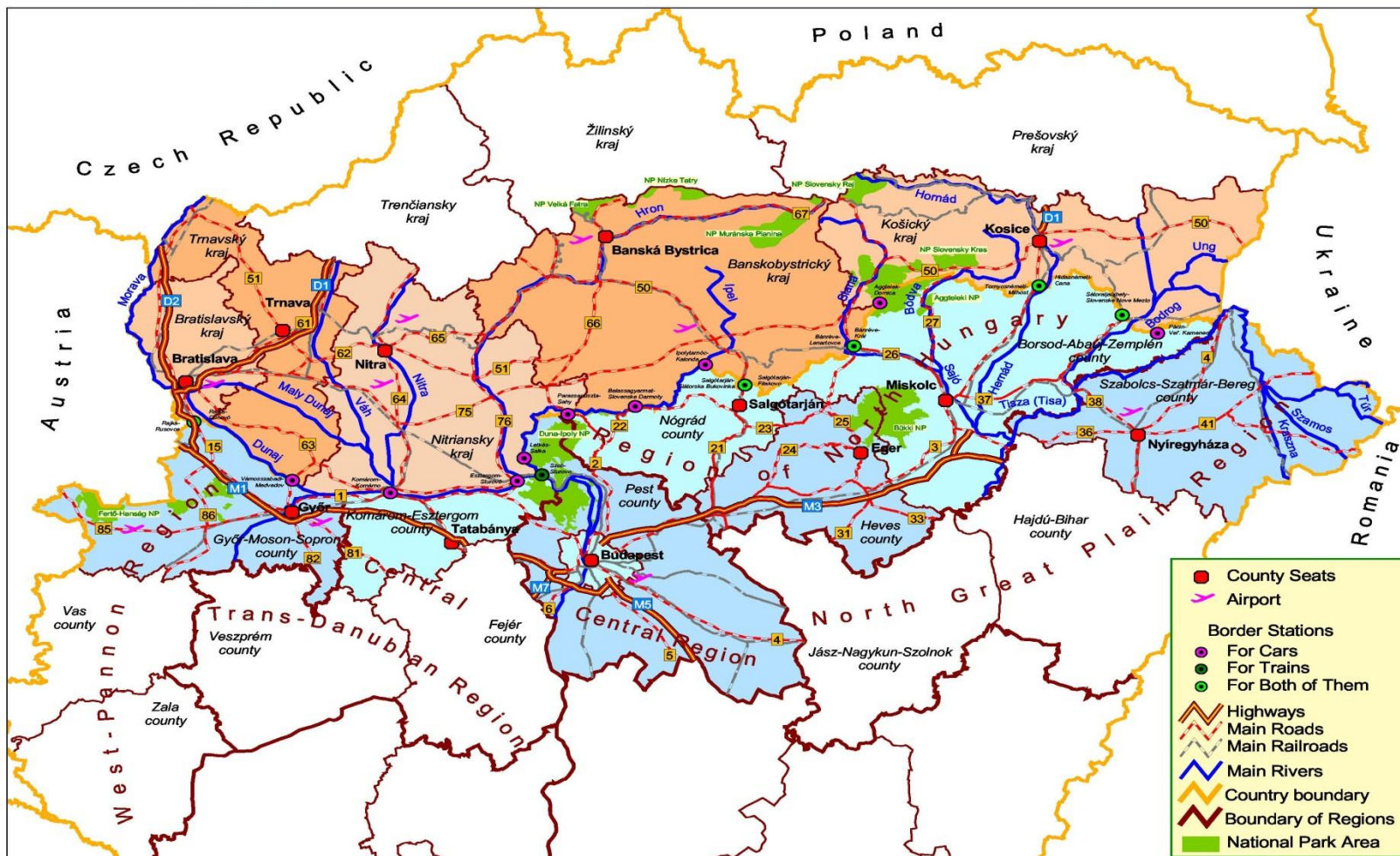


EUROPEAN UNION
European Regional
Development Fund

www.hungary-slovakia-cbc.eu
www.husk-cbc.eu



The area covered by programme



Source: HU-SK programming document

The programme

The **HU-SK CBC programme** is one from 5 CBC programme in Slovakia and from 7 in Hungary.

Essential documents and its content:

- Program Document** – essential priorities and measures objectives and goals of program
- Program Complementary Document** – detailed work outs of priorities and measures

Changes:

- only for Hungarian and Slovakian (areal changes) partners + and EGTC-s (European Grouping of Territorial Cooperation)
- only joint projects
- realization (management, sources 85-10-5 %)
+ new international environment (EU)



5 Calls for Proposals

	1st	2nd	3rd	4th	5th
Aviable sources (mil. EUR)	63,5	49,8	10,36	49,85	11,8
Launching	15.10.2008	29.6.2009	1.12.2010	23.6.2011	3.4.2013
Deadline	17.12.2008	30.9.2009	28.2.2011	21.10.2011	9.5.2013
Submitted P.Proposals	246	270	65	372	n.a.
Approved P.Proposals	106	107	20	99	n.a.
Contracted projects	100	101	20	n.a.	n.a.
Partners with fin. contr. From SK	127	146	23	n.a.	n.a.



Number of projects under process of implementation HUSK / 0801

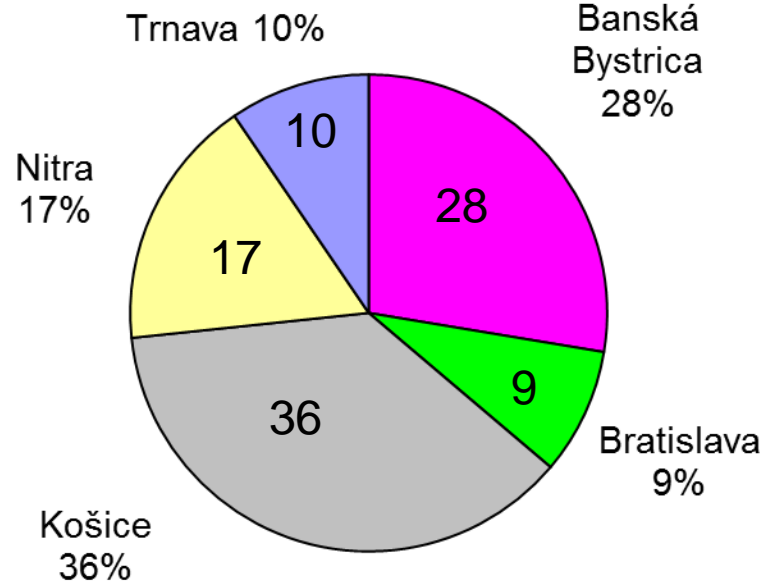
Number of projects under realization 100

- soft- projects (12 months) implementation terminated
- investment projects (24 months) nowadays finishing
- disbursement: now cca. 85-90 %

Delays in realization caused by:

- technical changes
- personal changes

1st CfP - SK regions

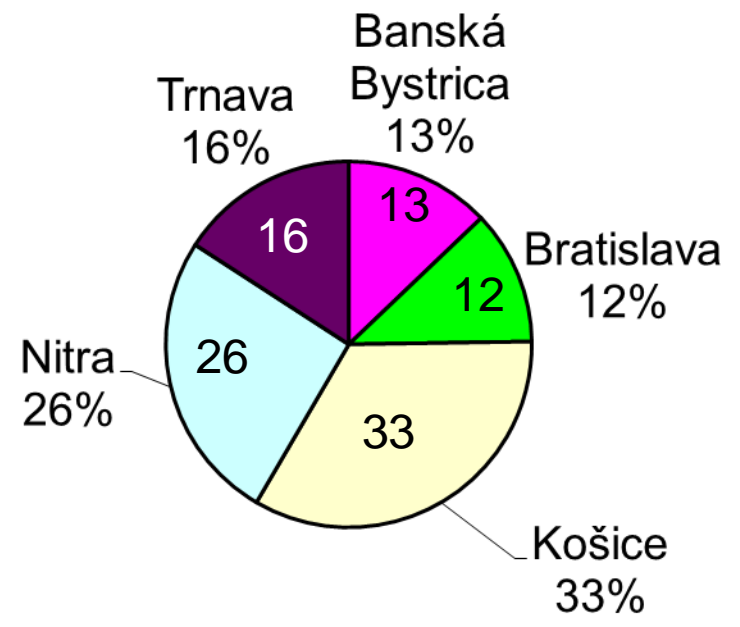


Number of projects under process of implementation HUSK / 0901

Number of projects under realization: 101

- Delays in contracting, implementation – caused by:
- slow communication
 - problems with building permissions
 - troubles with public procurements
 - partnership problems /usually financial reasons/
 - technical changes
 - frequent changes in project management teams

2nd CfP - SK regions in %





Regional contribution of partners with financial contribution involved in realized projects of 1st and 2nd Call for proposal



District in SK	1st CfP	2nd CfP	Sum
KE	17	13	30
BA	11	15	26
KV	8	18	26
DS	9	14	23
KN	10	12	22
LC	13	7	20
TV	10	7	17
NZ	8	7	15
NR	2	9	11
BB	9	1	10
LV	3	6	9
RV	4	5	9
VK	5	4	9
RS	4	3	7
TT	1	6	7
SN	3	2	5
MI	1	3	4
ZV	1	3	4
SA	3		3
GA		3	3
BR	1	1	2
GE		2	2
PN		2	2
SC		2	2
BS	1		1
MA	1		1
TO	1		1
ZM	1		1
PE		1	1
Total	127	146	273



Hungary-Slovakia
Cross-border Co-operation
Programme 2007-2013

3rd CFP

1st call in electronic way, simpler application but in english language

20 Project

(LP: 11 HU + 9 SK),

measures:

2.5.2 - 7

2.1.2 - 5

1.1.2 - 4

2.1.1, 2.5.1 - 2

now under

realization and 1

terminated:

„Sociography“:

4. CFP

372 submitted

99 approved



EUROPEAN UNION
European Regional
Development Fund



No. of partners /beneficiaries/ of HU-SK 2007-2013 programme - district (NUTS 4) level

Region	District	1st CfP	2nd CfP	3rd CfP	4th CfP	Sum
KE	Košice	17	13	4	15	49
BA	Bratislava	11	15	3	18	47
NR	Komárno	10	12	1	17	40
TT	Dunajská Streda	9	14	2	12	37
KE	Košice-okolie	8	18		5	31
BB	Banská Bystrica	9	1	2	16	28
NR	Nové Zámky	8	7	4	5	24
BB	Lučenec	13	7		2	22
KE	Trebišov	10	7	1	4	22
NR	Nitra	2	9		5	16
BB	Veľký Krtíš	5	4	3	2	14
KE	Rožňava	4	5		4	13
NR	Levice	3	6		4	13
BB	Rimavská Sobota	4	3	1	3	11
TT	Trnava	1	6		3	10
BB	Zvolen	1	3	2	2	8
BB	Brezno	1	1		3	5
KE	Michalovce	1	3		1	5
KE	Spišská Nová Ves	3	2			5
BA	Senec		2	1	1	4
NR	Sal'a	3			1	4
TT	Galanta		3		1	4
BB	Revúca			1	2	3
TT	Piešťany		2		1	3
Other districts		4	3	1	5	13
Total		127	146	26	132	431

Source: own calculation based on internal data of MARD SR

Strengths vs. Weaknesses: failures - reasons

- **+ Activity**

- High amount of submitted project proposals
- Average quality – good
- Cross-border effect (inf. dev.)

- **- Co-operation between participants:**

- Ipoly bridges in Nitra+Pest county – reasons: failed preparation of realization, distrust
- Co-operation between TU Zvolen + SAS +Middle Danube Water Management Organization /KDVKTVF/ often changes in management, not eligible ties between organizations





The future

- Closure of 2007 – 2013 programme: in 2015 (n+2)
- New HU-SK CBC programme for planning period 2014 – 2020
- Beginning of programming process (prep. of p.documents, task forces)
- Role of EGTC (European Grouping of Territorial Cooperation) -
European front liners:
 2. 2008/9 Ister–Granum - 51 HU, 39 SK municipalities
 5. 2009/2 Karst–Bodva, Pons danubii – successful project proposalsNow over 10 HU-SK EGTC-s!

Legal regulations – EU: 1082/2006/regulation of EC Law in **HU:** 2007. évi XCIX. z.z., 16/2010. (XII. 15.) KIM regulation of Ministry of Public Administration and Justice;

Law in **SK:** 90/2008 z.z.



Thank you for your attention

Contacts:

Richard Hakszer, state advisory

**Ministry Agriculture and Rural Development -
Regional Development and Support Agency**

Eötvös Science University-Regional science PhD school

richardhakszer@gmail.com